



MP6 Data Center Wiring Product

Pre-terminated Modular Cassette System




- High-density fiber optic cabling
- 100G upgrade to 400G/800G
- Supports up to 1U-216F

Description

The MP6 and MPB6 series have modular designs and front and rear pull-out mechanical structures, which are the biggest features that differentiate this product from competing products, including rapid deployment, rapid response, and accurate troubleshooting. The optional LC adapter supports up to 1U-144F, 2U-288F, and 4U-576F, and the optional CS adapter supports up to 1U-216F.

Product Model And Appearance



MP6-1U



MP6-2U



MP6-4U

Features

High Performance

- Modular design, can be pulled out by rails
- Each floor can install 2/3/4/6 cassettes
- Provides front and rear cable management functions

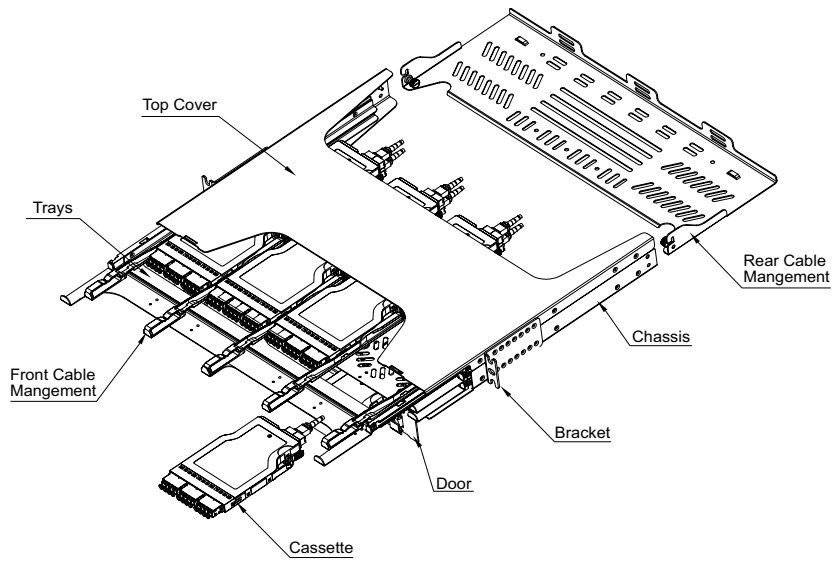
High Density

- 1U supports up to 144-core LC or 216-core CS connections
- 2U supports up to 288-core LC, and 4U supports 576-core LC connections.
- 1U supports up to 1728-core MPO/MTP access

High Flexibility

- Support MTP/MPO-MTP/MPO conversion
- Optional MTP/MPO/LC/CS connection
- Support pigtail splicing

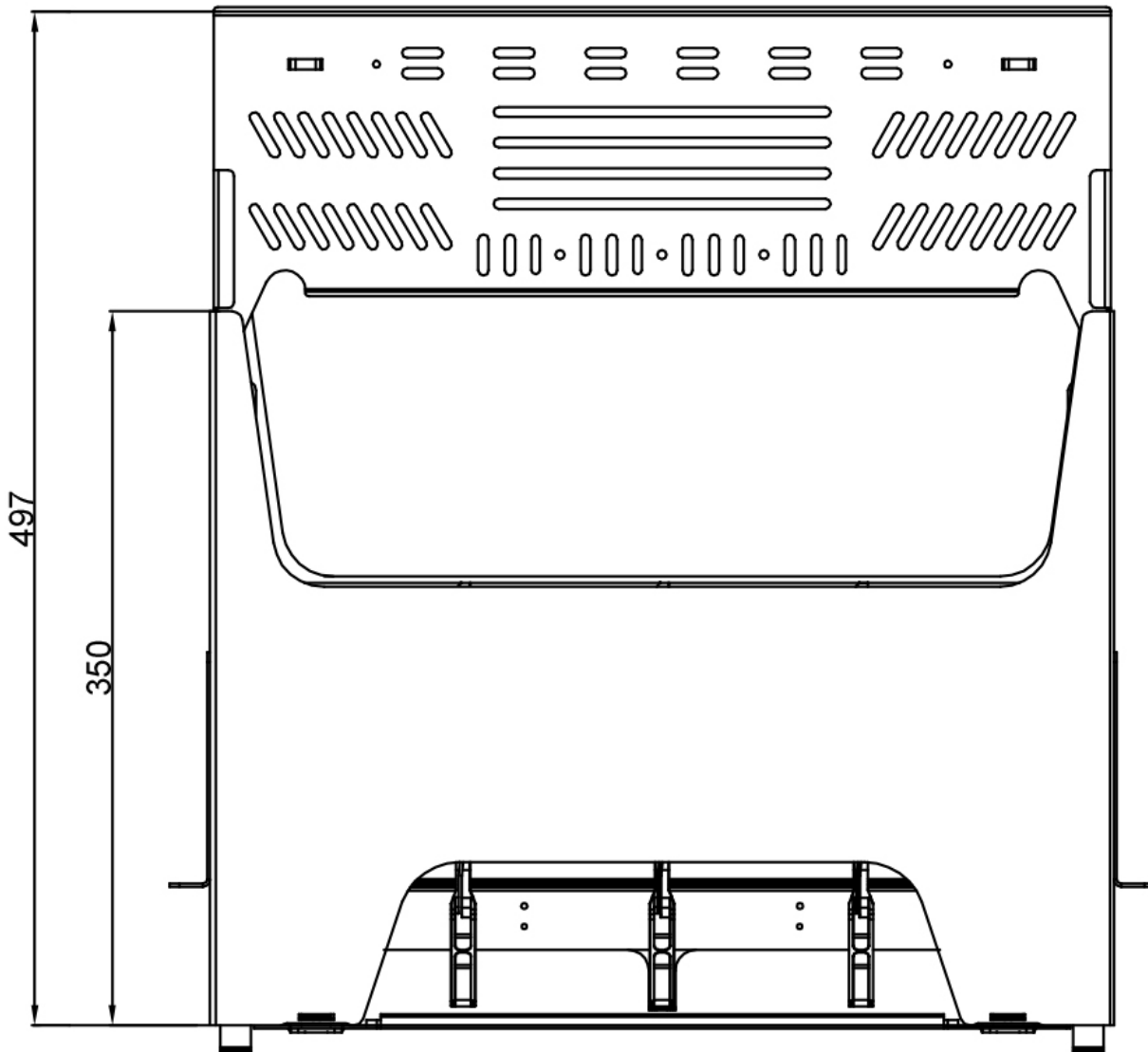
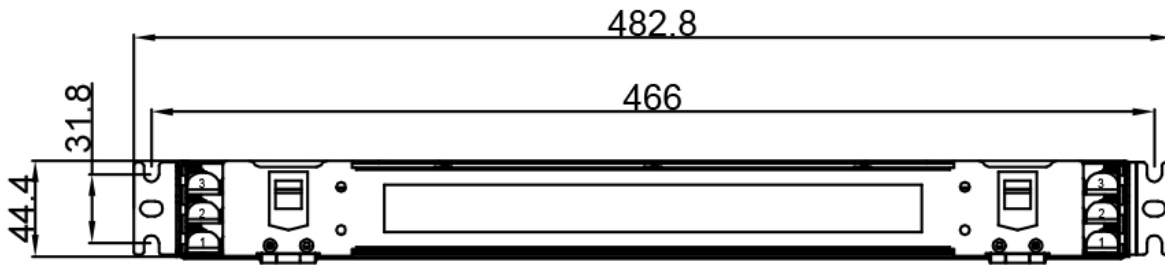
Patch Panel Structure



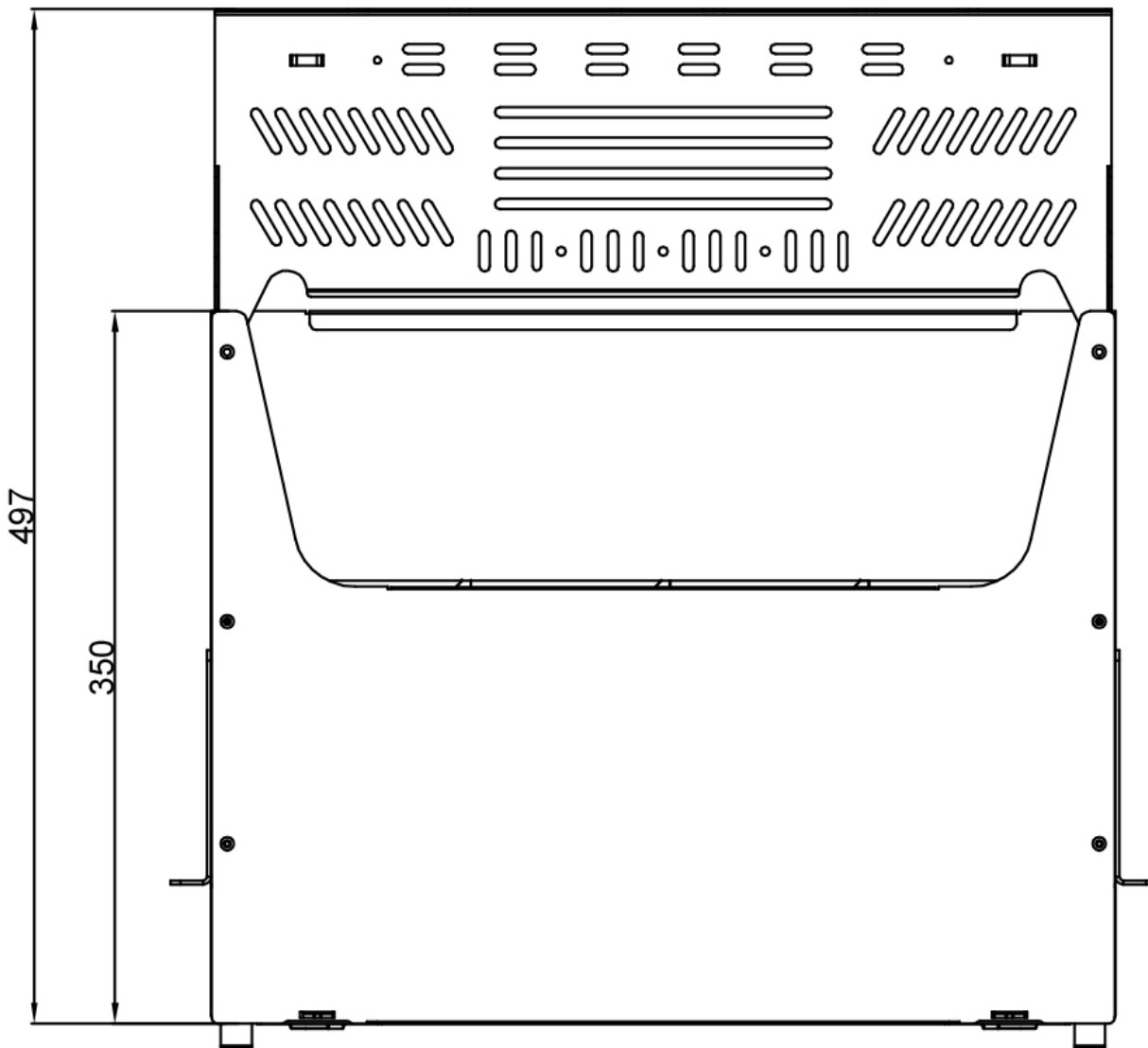

Product Specifications	
Operating Temperature	-40°C ~ +75°C
Storage Temperature	-40°C ~ +75°C
Relative Humidity	≤85%(+30 °C)
Atmospheric Pressure	70kPa ~ 106kPa
Cabinet Material	Cold Rolled Steel Plate
Dimensions(WxDxH)	482.8mm×350mm×1/2/4U(With tailgate:497mm)
Fiber Count(LC adapter)	1U:144F
	2U:288F
	4U:576F
Fiber Count(CS adapter)	1U:216F
Fiber Count(MPO adapter)	1U:1728F/1U:864F

Accessories	
	Ties × 6PCS
	Hoop pliers × 2PCS
	Hose clamp × 2PCS
	1 Meter magic tie × 1PCS
	M6 screws and screw nuts × 4PCS
	Link tag × 1PCS
	Cable management bracket × 3PCS
	M3 screws and nuts × 3PCS

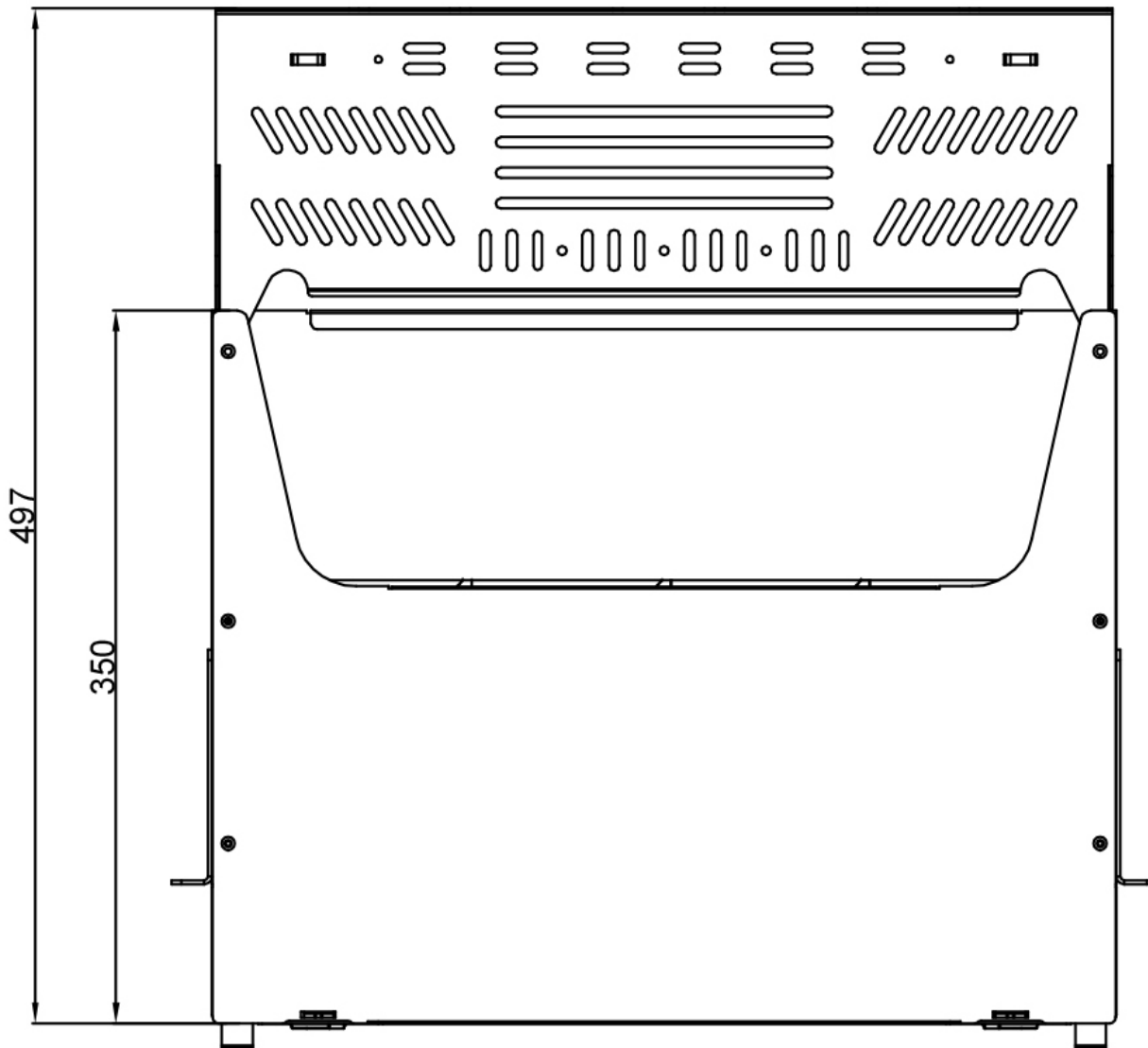
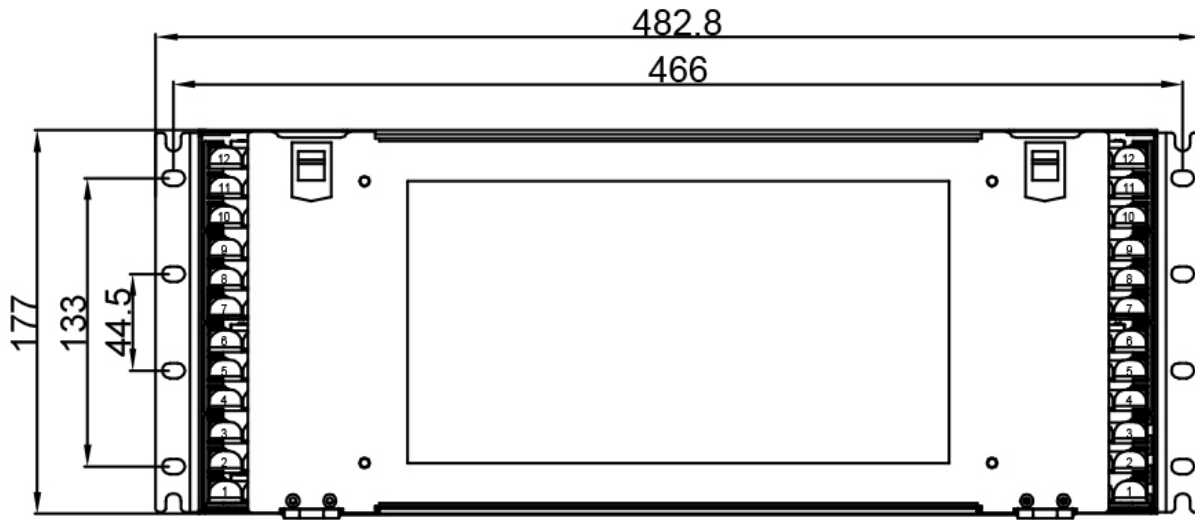
MP6-1U 2D View



MP6-2U 2D View



MP6-4U 2D View



Ordering Information



Patch Panel-MP6

MP6 - EM - SP - B - 9004 - N×12F - N×8F - 1U	
$\frac{\text{MP6}}{1} - \frac{\text{EM}}{2} - \frac{\text{SP}}{3} - \frac{\text{B}}{4} - \frac{9004}{5} - \frac{N \times 12F}{6} - \frac{N \times 8F}{7} - \frac{1U}{8}$	
1-Model	MP6
2-Configuration	EM:Empty
3-Material	SP: Cold Rolled Steel Plate
4-Spray	B: Fine Sand Grain
5-Spray Color	9004:RAL9004
6-12F Cassettes Quantity	N × 12, N=0,1,2,3,4,5...
7-8F/16F/24F Cassettes Quantity	N × 8F (16F/24F), N=0,1,2,3,4,5...
8-Cabinet Height	1U,2U,4U
Note: 1. Each panel can be configured with 6pcs 8F cassettes, or 4pcs 12F cassettes, or 3pcs 16F cassettes, or 2pcs 24F cassettes. 2. 1U can be configured with 3 layers of panels, 2U with 6 layers, and 4U with 12 layers.	